

Portfolio



Safaa ElGebaly

3D Fashion Designer | CLO 3D
Digital Pattern Making & Tech Packs

Contacts

safaagebaly14@gmail.com

+20 - 1005800330

Cover

Content

- Modern Minimal Abaya Page 1
- Project 01- Jumpsuit with Abaya Overlay Page 2,3
- Project 02 - Evening Dress Page 4

Technical Work

- Tech pack sample Page 5
- Flat Sketch & Patern Details Page 6
- Measurements & Fabrics Page. 7

Sketches

- Project 03 - Emerald Evening Collection Page 8



“Minimal elegant abaya design featuring fluid layered draping with a soft satin finish, suitable for refined evening wear.”

Jumpsuit with Abaya Overlay 3D Fashion Design



A contemporary layered look combining a structured jumpsuit with a flowing abaya overlay, designed and visualized using CLO 3D with focus on drape and proportion.

- Category: Layered Outfit / Abaya
- Role: Fashion Design&3D Rendering
- Software: CLO 3D
- Includes: Sketches & Renders
- Year: 2025





Burgundy Elegance 3D Evening Dress

“Digital fashion design project featuring a hand-drawn sketch on Procreate, translated into a full 3D garment in CLO3D. Showcasing skills in digital pattern making, 3D garment simulation, and creative design workflow.”



Technical Work



Tech Pack Sample



This garment was used as a reference to create a production-ready tech pack during training.

long dress soiree



Sketches

| Call outs | Front – Stitch Details |
|---|---|
| <div data-bbox="327 427 654 683" data-label="Image"> </div> <ol data-bbox="188 790 367 1003" style="list-style-type: none"> 1. Long Sleeves 2. V – Neckline 3. Waist – V 4. V – Neckline 5. Waist – V 6. Mermaid dress 7. Dress tail | <div data-bbox="1034 414 1257 728" data-label="Image"> </div> <ol data-bbox="879 750 1468 936" style="list-style-type: none"> 1. Leave the edge of Neckline unsewn in the form of lace around the Neckline. 2. Fused fabric along the chest to waist after pasting woven on the fabric from inside and installing the cups. 3. Leave the edge of sleeves unsewn in the form of lace. |

long dress soiree



Pattern

| | Pattern – Details |
|---|---|
| <div data-bbox="225 1496 801 2004" data-label="Image"> </div> | <p>Front</p> <ol data-bbox="879 1451 1444 1691" style="list-style-type: none"> 1.Extra cut in the chest of the dress started from 3 cm under the armhole to 5 cm away from the center of the middle penny. 2.Waist line - V 5 cm below the waistline. 3.Mermaid 3 cm to inside. 4.Front cuts outwards 10 cm on both sides. <p>Back</p> <ol data-bbox="879 1765 1308 1960" style="list-style-type: none"> 1. Waistline – V 7 cm below the waistline 2. First cut 10 cm out and 15 cm Length. 3. Second cut 10 cm and 20 cm Length. 4. Tail 10 cm and 40 cm length. |

Measurements & Fixing



long dress soiree

Measurements









| Description | Size |
|-----------------------|--------|
| Chest | 33 1/8 |
| Length of the Garment | 63 7/8 |
| Waist | 27 5/8 |
| Hip | 40 1/4 |
| Armhole | 9 1/8 |
| Neck Depth | 6 3/4 |
| Shoulder Width | 2 |
| Sleeve Length | 25 5/8 |
| Sleeve Curve | 6 3/8 |
| Knee Circumference | 38 5/8 |
| Depth of Back | 13 3/4 |
| Length of the tail | 40 1/4 |

Fabric & Trims



long dress soiree

Materials

| Description | Description | Quantity/ Size | Placement / position | Color Reference |
|--|------------------------------------|--------------------|--|-----------------|
|  Main Fabric | Stan Marlin Front | 3 ½ meters | Front chest and Lower part of the dress. | Green |
|  Fabric Transparent | Transparent embroidered | 3/4 meter | From shoulder to chest, sleeves and Back of the chest. | Green |
|  Sewing Thread | Good Quality Coats Sewing Thread | As per Requirement | All Seams | Green |
|  Invisible Zipper | | 1 | In the Back of the dress | Green |
|  Buttons | Made of dress fabric 1 cm diameter | 40 | Cover the Zipper | Green |
|  Woven | Lines the Front chest of the dress | 1/4 meter | Front chest of the dress | white |
|  Cancan | | 4 1/2 meter | Folded below the tail of the dress | White |
|  Cups | | 2 | Front chest of the dress | natural |



Sketches



Emerald Evening Collection Technical Fashion Sketches



A collection of evening dresses in emerald green, developed with Technical sketch to display cuts, structural construction, and variety of designs with professional precision, while maintaining the elegance and smoothness of the models.

